



# Aerolite<sup>®</sup> GS3004

**Graphite Laminate Sheet with Tanged SS316L Insert**

Certified Fire Safe According to API 6FB!



**TBJ-UTEX INDUSTRIES (M) SDN BHD**

(Company No: 319073-P)  
No 50, Jalan Sri Plentong 8,  
Taman Perindustrian Sri Plentong,  
81750 Masai, Johor Bahru, Johor.  
Tel: 607-3863 777 Fax: 607-3868 777  
Email: [sales@tbj.com.my](mailto:sales@tbj.com.my) Website: [www.tbj.com.my](http://www.tbj.com.my)



MS ISO/IEC 17021:2011  
QS26122016 CB 16



Certificate Number : FM 646287  
ISO 9001 : 2015

- Made of expanded graphite with an 0.1 mm thick insert of tanged stainless steel and featuring adhesive-free bonding.
- This gasket material is ideal for hot water and steam applications at temperatures of up to 450 °C, in which it displays no change to its physical properties.
- Furthermore, it is free of resins, impregnations or other organic substances.

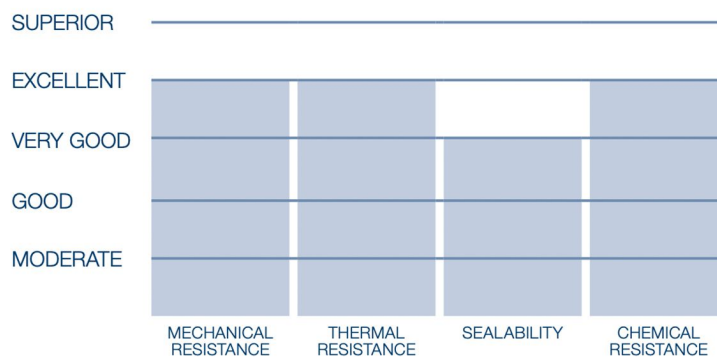
● **Key features:**

- Mechanically bonded tanged stainless steel insert
- Free of organic resins or toxic risks
- Excellent chemical resistance
- Excellent high temperature resistance

● **Benefits:**

- Stable physical properties over the whole temperature range
- Provides excellent adaptability to any sealing surface
- Very good tightness
- Suitable for steam up to 450°C

● **Properties:**



● **Dimensions of the standard sheets:**

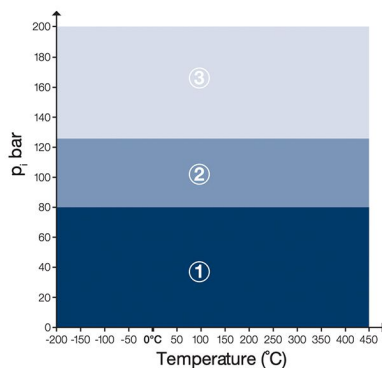
<b>Standard Thickness</b>	1.0mm, 1.5 mm, 2.0 mm, 3.0 mm, 4.0mm, 5.0mm
<b>Standard Roll Size</b>	1000 x 1000 mm, 1000 x 2000 mm
<b>Tolerances</b>	Thickness ± 5% Length ± 5 mm, width ± 5 mm

Other thicknesses, sizes and inserts on request.

● **Technical Data** - Typical values for a thickness of 2.0 mm

	Test Method	Unit	Specified Value
Density of the graphite layer	DIN 28090-2	g/cm <sup>3</sup>	1.0
Purity of graphite <sub>1</sub>	DIN 51903	%	≥ 99
Metallic reinforcement	Tanged metal Thickness	mm	AISI 316 (L) 0.10
Compressibility	ASTM F36 J	%	30 - 40
Recovery	ASTM F36 J	%	15 - 20
Stress relaxation	DIN 52913	MPa	≥ 46
Aerolite cold/hot compression 50 MPa	Thickness decrease at 23°C	%	35 - 45
	Thickness decrease at 300°C	%	1 - 3
Specific leakrate $\lambda$	DIN 28090-2	mg/sxm	< 0.10
Chloride content	ASTM F1277	ppm	≤ 40
Fluorides content		ppm	≤ 30
Sulfur content	ASTM C 816	ppm	≤ 1000
Carbon content	JB/T 9141.6	%	≥ 98
Ash content	ASTM C561	%	≤ 1.0

● **pT diagram for thickness 2.0 mm:**



- 1 In area one, the gasket material is normally suitable subject to chemical compatibility.
- 2 In area two, the gasket material may be suitable but a technical evaluation is recommended.
- 3 In area three, do not install the gasket without a technical evaluation.

**Always refer to the chemical resistance of the gasket to the media.**

*All information/applications contained in this publication are to the best of our product knowledge. Since condition of uses is beyond our control, users must satisfy themselves that products are suitable for the intended processes and uses. Failure of select the proper sealing products could result in property damage and/or serious personal injury. We reserve the right to change product information without notice.*